

2018 AAI High School Nationals

Meet Results

May 18, 2018

Men / 8

Session: 1

Judge's Signatures

| Rank | Num | Name | Gym |  |  |  |  |  |  | AA |
|------|-----|-----------------------|------------------|---|---|--|---|---|---|--------------|
| 1 | 126 | Nick Mock | Arizona Olympian | 9.700 1 | 9.600 1 | 9.300 2T | 9.500 2 | 9.300 2 | 8.800 2 | 56.200 1 |
| 2 | 125 | Brady Yamamoto | Arizona Olympian | 8.500 10T | 9.200 2 | 9.300 2T | 9.800 1 | 9.700 1 | 9.500 1 | 56.000 2 |
| 3 | 101 | Mitchell McNeil | THSGCA | 9.300 2T | 7.700 7 | 8.500 11 | 9.400 3 | 8.500 3 | 8.700 3T | 52.100 3 |
| 4 | 118 | Nicholas Drakus | THSGCA | 8.800 6 | 7.900 5T | 9.500 1 | 9.000 5T | 8.200 4T | 8.500 6 | 51.900 4 |
| 5 | 103 | Diego Acosta | THSGCA | 9.300 2T | 8.800 3 | 8.600 10 | 7.900 10 | 8.100 6 | 8.700 3T | 51.400 5 |
| 6 | 104 | Nicholas Abbate | THSGCA | 8.200 13 | — 14T | 8.800 7T | 7.800 11 | 7.700 9 | 8.300 7 | 40.800 6 |
| 7 | 111 | Connor Campbell | THSGCA | 8.700 7T | 6.800 11 | 7.400 17 | 9.000 5T | — 10T | 8.700 3T | 40.600 7 |
| 8 | 115 | Erick Mendoza-Corona | THSGCA | 8.700 7T | 7.600 8 | 8.900 6 | — 14T | — 10T | 7.800 9 | 33.000 8 |
| 9 | 105 | Eduardo Palomares | THSGCA | 8.000 15 | 7.000 9 | 6.600 18 | 7.600 12 | — 10T | — 10T | 29.200 9 |
| 10 | 102 | David Milner | THSGCA | — 16T | — 14T | 8.800 7T | 9.200 4 | 8.200 4T | — 10T | 26.200 10 |
| 11 | 112 | Sean Denny | THSGCA | 9.000 4 | — 14T | 9.000 4T | 8.100 8T | — 10T | — 10T | 26.100 11 |
| 12 | 109 | Jesse Gonzalez | THSGCA | 8.500 10T | — 14T | 8.200 12 | — 14T | 8.000 7 | — 10T | 24.700 12 |
| 13 | 120 | Jesus Villalobos | THSGCA | — 16T | 7.900 5T | 7.900 13T | — 14T | 7.900 8 | — 10T | 23.700 13 |
| 14 | 116 | Marcus Wilson | THSGCA | — 16T | — 14T | 9.000 4T | 8.500 7 | — 10T | — 10T | 17.500 14 |
| 15 | 119 | Lam Mahagan | THSGCA | 8.900 5 | — 14T | 7.900 13T | — 14T | — 10T | — 10T | 16.800 15 |
| 16 | 123 | Joseph Mitchell | THSGCA | 8.600 9 | — 14T | — 19T | 8.100 8T | — 10T | — 10T | 16.700 16 |
| 17 | 113 | Jade Guerrero | THSGCA | — 16T | — 14T | 7.500 16 | — 14T | — 10T | 8.000 8 | 15.500 17 |
| 18 | 110 | Wilson Farris | THSGCA | — 16T | 6.300 12T | 8.800 7T | — 14T | — 10T | — 10T | 15.100 18 |
| 19 | 108 | Hugo Hernandez | THSGCA | 8.100 14 | — 14T | — 19T | 6.200 13 | — 10T | — 10T | 14.300 19 |
| 20* | 121 | Blake Williams | THSGCA | 8.300 12 | — 14T | — 19* | — 14* | — 10* | — 10* | 8.300 20* |
| 20* | 106 | Louis Ruffino | THSGCA | — 16T | 8.300 4 | — 19* | — 14* | — 10* | — 10* | 8.300 20* |
| 22 | 107 | Gerardo Lopez-Barreto | THSGCA | — 16T | — 14T | 7.600 15 | — 14T | — 10T | — 10T | 7.600 22 |
| 23 | 117 | David Adjani | THSGCA | — 16T | 6.900 10 | — 19T | — 14T | — 10T | — 10T | 6.900 23 |
| 24 | 124 | Abel Rodriguez | THSGCA | — 16T | 6.300 12T | — 19T | — 14T | — 10T | — 10T | 6.300 24 |







2018 AAI High School Nationals

Meet Results

May 18, 2018

Page: 2
Printed: 5/21/2018 10:48:58 AM

Men / 8
Session: 1

| Rank | Num | Name | Gym |  |  |  |  |  |  | AA |
|------|-----|-------------------|--------|---|---|--|---|---|---|-------------|
| 25 | 114 | Brandon Dominguez | THSGCA | —·— 16T | —·— 14T | —·— 19T | —·— 14T | —·— 10T | —·— 10T | 0.000 25 |